



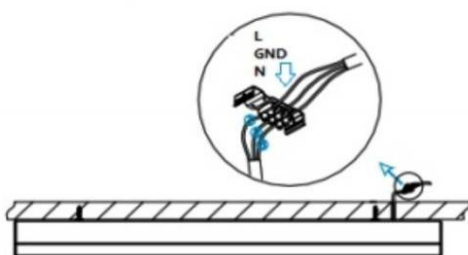
I .Ceiling Mounted



1.Install the setscrews.



2.Put the snap-fit into the setscrews and lock it tightly.



3.Connect the power cable.

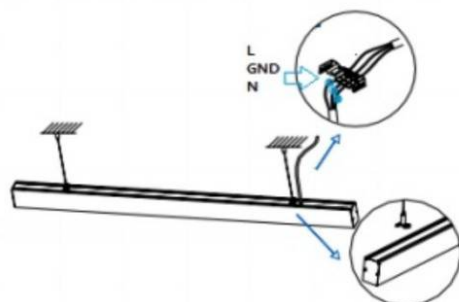


4.Adjust the lamp's angle and clean it.

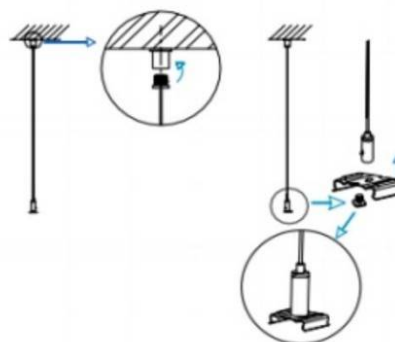
II .Suspending



1. Find a suitable position then borehole.



3.Connect the wire by junction box power-off simultaneously.



2.Hook mounted.



4.Adjust the position of the fixture and clean it.